

Directory



Winter Haven Hospital
200 Ave. F N.E.
Winter Haven, FL 33881
(863) 293-1121
WinterHavenHospital.org

Additional Facilities

Center for Behavioral Health
1201 First St. S., Winter Haven, FL 33880
(863) 294-7062

Community Blood Center
460 First St. N., Winter Haven, FL 33881
(863) 297-1840

Winter Haven Women's Hospital
101 Ave. O S.E., Winter Haven, FL 33880
(863) 294-7010

Welcome to Winter Haven Hospital

Visitors

Take a moment to review our visiting guidelines and other helpful information. Should you need any assistance, a member of our staff will be glad to assist you.

To meet their needs for support, privacy, safety and well-being, patients may control the visits of family and friends. Recommended visiting hours are 8am to 8pm.

We ask that only two persons visit a patient at a time; additional visitors may be approved by nursing staff. Children under age 12 must be supervised by an adult visitor at all times.

After normal visiting hours, the Main Entrance and South Entrance may be locked for security reasons. Enter and check in through the Emergency Department entrance after 8pm and before 6am.

Free Valet Parking

Free valet parking is available at the main entrance, Monday through Friday, from 7am until 5pm.

Cafeteria Hours (Monday–Friday)

6:30–10am (serving hot breakfast)
11am–1:30pm (full service)
1:30–3:30pm (serving soup and sandwiches)
4:30–6:15pm (full service)
6:15–9pm (serving soup and sandwiches)
9:30pm–12am (serving soup and sandwiches)
12–1:30am (full service)
1:30–3am (serving soup and sandwiches)

Saturday, Sunday and holidays:
Same schedule, except breakfast starts at 8am, and only soup and sandwiches are served 12–3am.

Auxiliary Gift Shop Hours

Monday–Friday: 8:30am–6pm
Saturday and Sunday: 12–4pm


Coffee Shop Hours

Monday–Friday: 5:30am–5pm
Saturday and Sunday: 6:30am–2pm

Campus Map

KEY

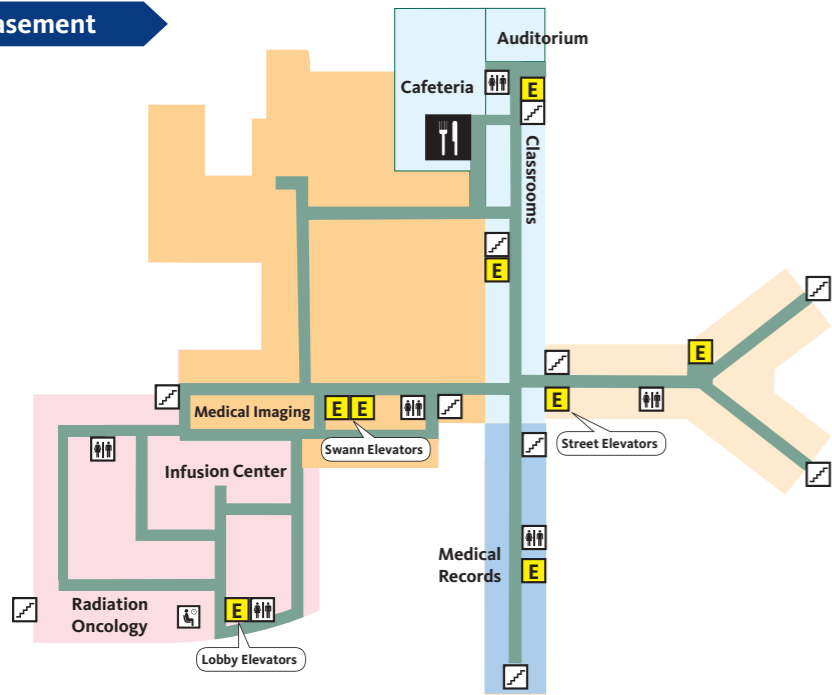
1. Emergency Department Parking
2. Outpatient Parking
3. Visitor Parking Garage
4. Emergency Entrance
5. Main Entrance
6. South Entrance



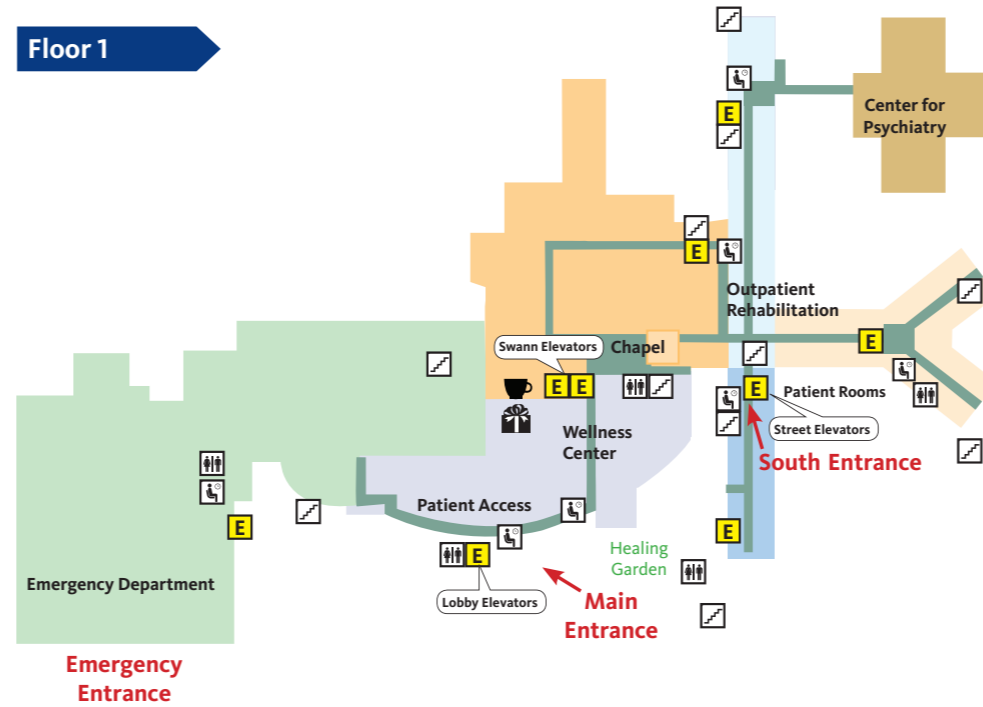
 **Winter Haven Hospital**
BayCare Health System

 **Winter Haven Hospital**
BayCare Health System

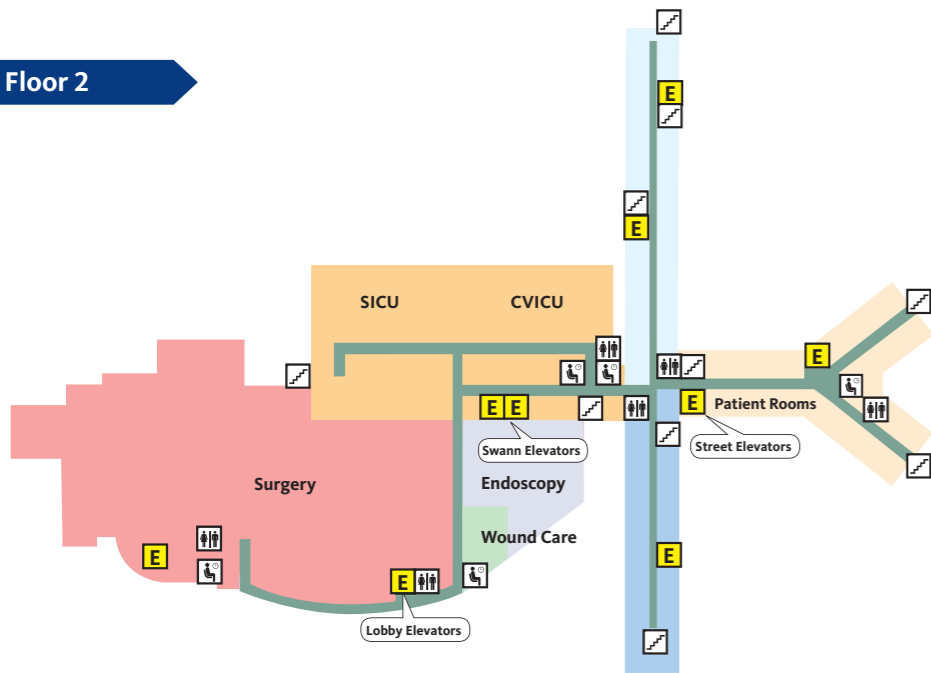
Basement



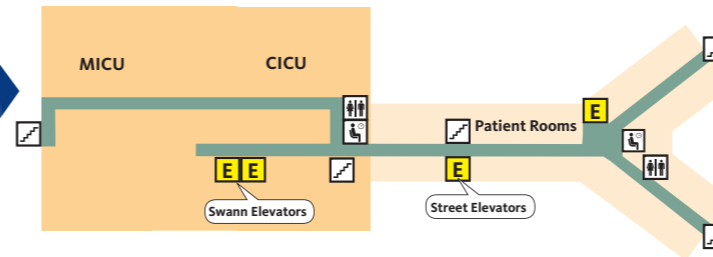
Floor 1



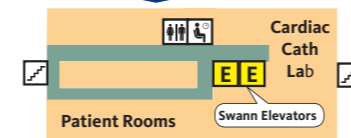
Floor 2



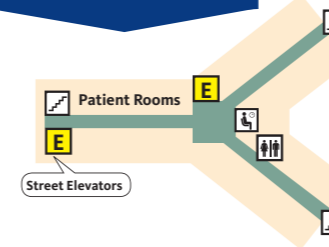
Floor 3



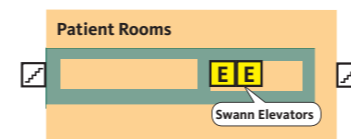
Swann Floor 4*



Street Floor 4 and 5*



Swann Floor 5*, 6, 7, 8



***The Street Building floors 4 and 5 do not connect to the Swann Building floors 4 and 5. You must use the correct elevator to access these floors.**

Legend

- Gift Shop
- Elevator
- Restroom
- Coffee Shop
- Waiting Room
- Stairs
- Cafeteria
- Hallway
- Swann Building
- Street Building
- Main Building
- Snively Building
- Emergency Department (ED)
- Strang Building
- West Expansion
- Surgery
- Cassidy Cancer Center (CCC)

Directory

Section Name	Floor	Building
Auditorium	B	Main
Cafeteria	B	Main
Cardiac Cath Lab	4	Swann
Cardiac Telemonitoring Unit	6	Swann
CVICU (Cardiovascular Intensive Care Unit)	2	Swann
Center for Psychiatry	1	Strang
Chapel	1	Swann
Coffee Shop	1	Swann
Education Classrooms	B	Main
Emergency Department	1	ED
Endoscopy	2	West Expansion
Gift Shop	1	Swann
Infusion Center	B	CCC
Medical Imaging	B	Swann
MICU (Medical Intensive Care Unit)	3	Swann
Medical Records	B	Snively
Patient Access	1	West Expansion
Radiation Oncology	B	CCC
Surgery	2	Surgery
Outpatient Rehabilitation Center	1	Main
Orthopedic Surgical Unit	8	Swann
SICU (Surgical Intensive Care Unit)	2	Swann
Wellness Center	1	West Expansion
Wound Care Center	2	West Expansion
CICU (Cardiac Intensive Care Unit)	3	Swann

Patient Rooms

Patient Rooms 148-177	1	Street
Patient Rooms 248-277	2	Street
Patient Rooms 348-377	3	Street
Patient Rooms 414-427	4	Swann
Patient Rooms 448-477*	4	Street
Patient Rooms 500-527	5	Swann
Patient Rooms 548-577*	5	Street
Patient Rooms 600-629	6	Swann
Patient Rooms 700-712	7	Swann
Patient Rooms 800-827	8	Swann